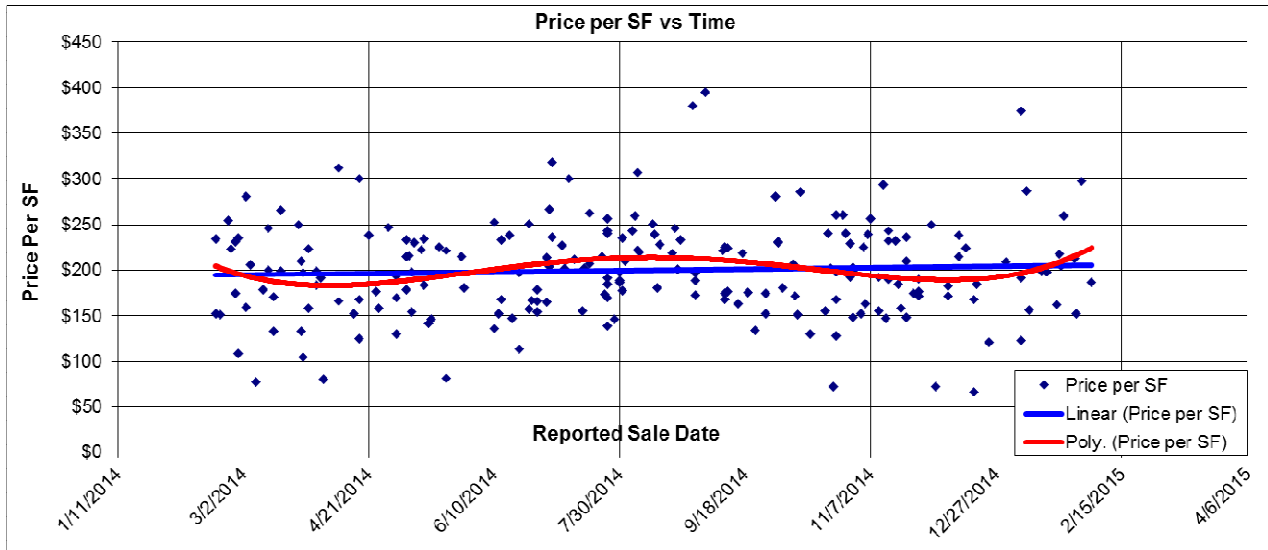
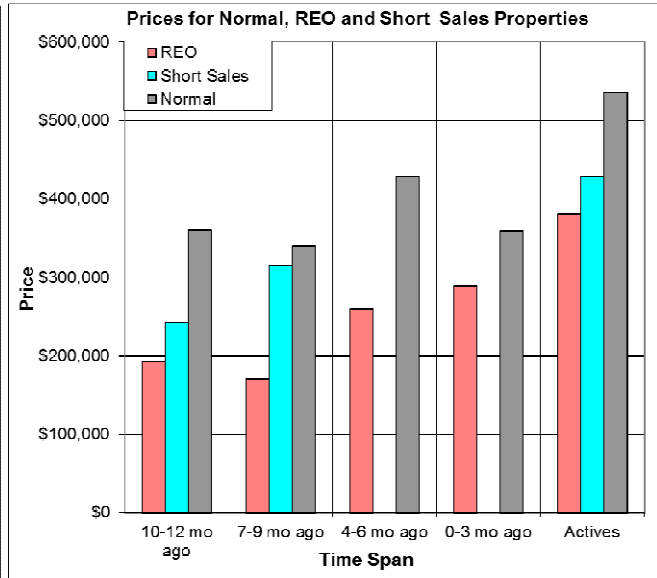
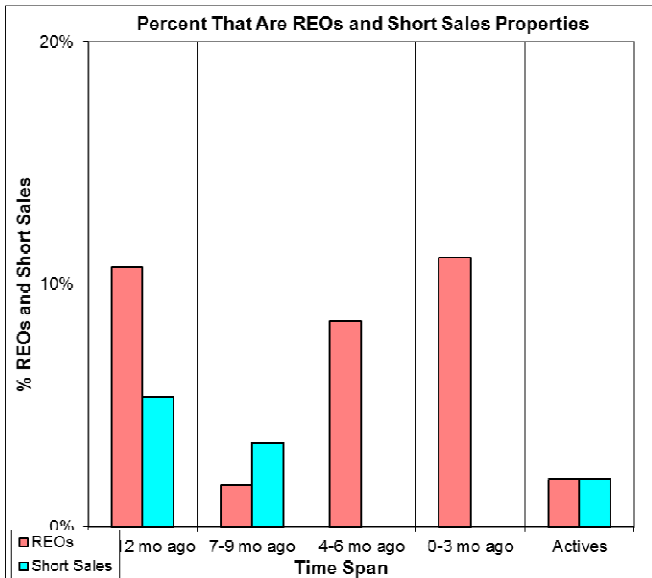


The Past Year in the Nevada City Area



Here we look at home sales in the Nevada City Area. Included are normal sales, short sales and REO (foreclosed sales). We see that when measured as price per SF, the trend is stable. Below left we see the percentage of REOs (pink bars) and Short Sales (blue bars), with no Short Sales for the past 6 months. At below right we see sale prices for REOs, Short Sales and normal sales. The normal sale prices have decreased greatly. The number of months of supply (inventory) for the past four quarters was 5.1, 6.0, 4.3, and 4.3 months. 02/18/2015.



Don Machholz of Don's Appraisals
Your Professional Appraiser

List price appraisals to help set/reset price of house for about \$250

Other types of appraisals also available

(530) 320-8204 donthepraiser@aol.com

www.donsappraisals.com

Go to my web site for past issues of these handouts