

Seasonal Variations in Newcastle

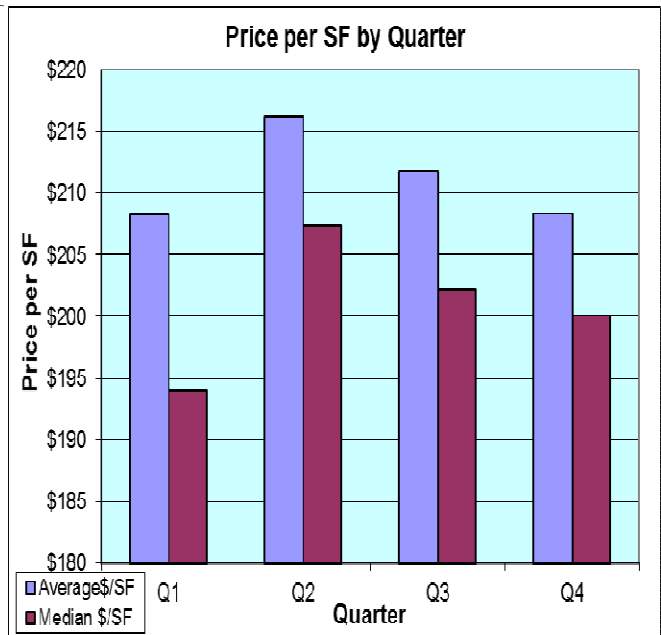
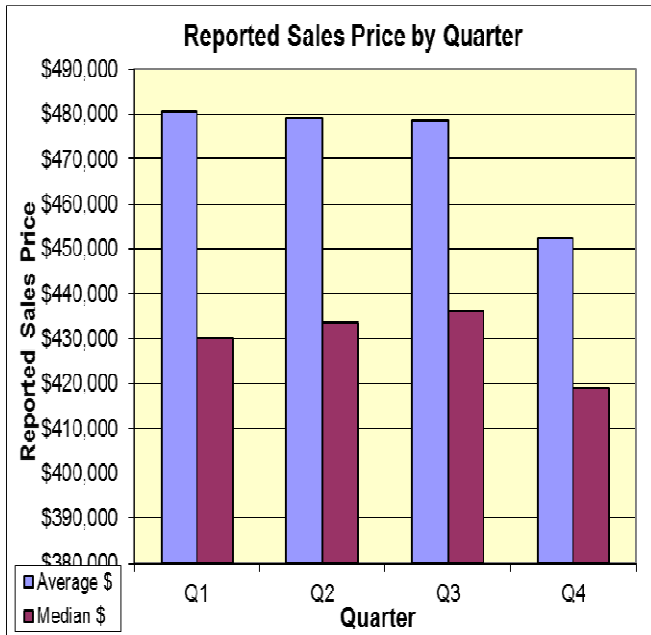
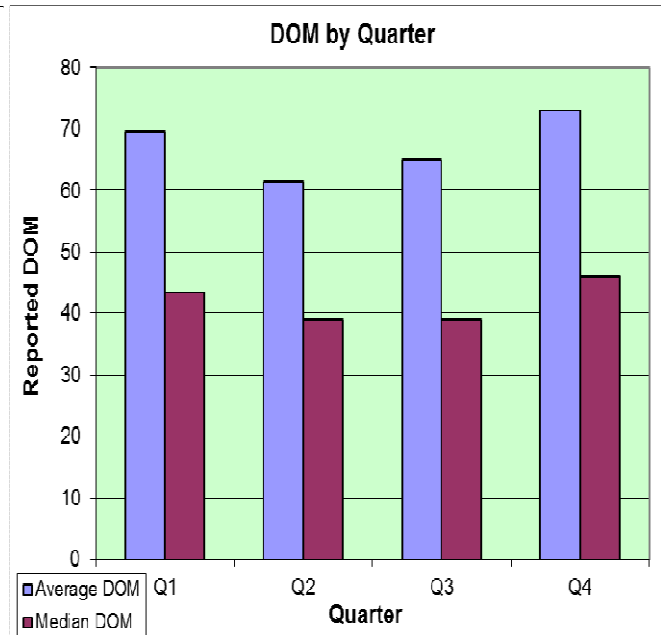
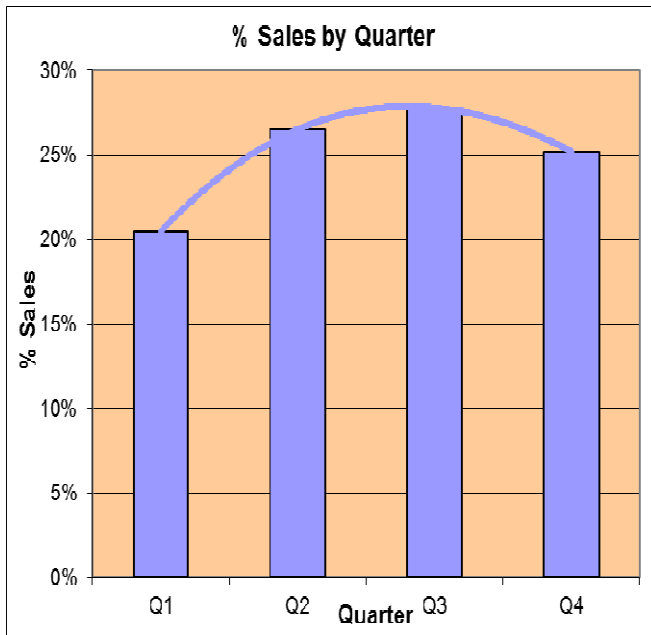
Here we stack 16 years of homes sales in Newcastle and sort them by quarters. 01/08/2015

Quarter 1 is January 1 through March 31: Fewest sales, but robust prices.

Quarter 2 is April 1 through June 30: Fewest DOM, highest price per SF and smallest homes sold.

Quarter 3 is July 1 through September 30: Largest number of sales.

Quarter 4 is October 1 through December 31: Least sales price.



Don Machholz of Don's Appraisals
Your Professional Appraiser

List price appraisals to help set/reset price of house for about \$250

Other types of appraisals also available. (530) 320-8204

donthepappraiser@aol.com

www.donsappraisals.com

Go to my web site for past issues of these handouts